


# *ECU Cavaliers School of Fencing*



## *Award Scheme*

**EPEE**

## **Level One - EPEE**

### **Practical Exam**

***You will need to demonstrate the following to the examiner during the practical exam component of this level***



<i>The On-Guard Position</i>	Stance <ul style="list-style-type: none"><li>○ On-guard in sixte</li><li>○ Stepping forwards and backwards</li></ul>	
<i>The Hit executed as:</i>	a riposte an attack using a: <ul style="list-style-type: none"><li>○ step</li><li>○ lunge</li><li>○ step-lunge</li></ul>	
<i>Simple Attacks</i>	Straight Thrust (direct attack) Disengage Counter-disengage	
<i>Single Parries</i>	Semi-circular parry: <ul style="list-style-type: none"><li>○ sixte to octave</li><li>○ octave to sixte</li></ul> Circular parry of sixte Lateral parry of quarte from sixte	
<i>Continuity Hitting</i>	parry, riposte, redouble, redouble simple attack, redouble, redouble	

# Level One - EPEE

## Theory Exam

**Students Name:** \_\_\_\_\_ **Group:** \_\_\_\_\_

**Date:** \_\_\_\_\_

Name the parts of the épée		
Define the target area by colouring in the correct areas of the fencing figure		
Explain what constitutes a double hit		
<i>Explain/define the following movements:</i>	an attack	
	a riposte	
<i>Explain the safety requirements for the:</i>	mask	
	jacket	
	under-plastron	
	glove	
	breeches	
<i>What is the penalty for:</i>	turning	
	corps-a-	

	corps	
	Failing to salute	
	Disobeying a referee	

## ***Level Two - EPEE***

### **Practical Exam**

***You will need to demonstrate the following to the examiner during the practical exam component of this level***

<i>Preparations</i>	<i>Simple attack preceded by</i> <ul style="list-style-type: none"> <li>○ a step forward</li> <li>○ an attack on the blade (a beat)</li> </ul> <i>an engagement - from absence of blade</i> <ul style="list-style-type: none"> <li>○ engage in sixte</li> <li>○ engage in quarte</li> <li>○ engage in octave</li> </ul>	
<i>Compound attacks - two time</i>	disengage - disengage	
<i>Indirect Attacks</i>	feint direct - disengage counter disengage - disengage	
<i>Counter Attack</i>	direct disengage counter disengage	
<i>Continuity Hitting</i>	parry, riposte, reprise, redouble simple attack, reprise, redouble stop-hit, redouble, redouble	
<i>Counter Riposte</i>	First counter riposte - final action direct Second counter riposte - final action direct	

## Level Two – EPEE

### Theory Exam

**Students Name:** \_\_\_\_\_ **Group:** \_\_\_\_\_

**Date:** \_\_\_\_\_

Give the dimensions of the piste		
<i>What is the penalty for:</i>	leaving the piste during a bout	
	going off the end of the piste	
	going off the side of the piste	
	removing your mask during a bout	
Explain way a hit may be annulled		
Show the ability to correctly fill in a pool sheet		
<i>Explain/define the following movements :</i>	a redoublement	
	a counter disengage riposte	
	a first counter riposte	
	a compound attack	
<i>What is the time limit for a bout of</i>	5 hits	
	10 hits	
	15 hits	

## **Level Three - EPEE**

### **Practical Exam**

***You will need to demonstrate the following to the examiner during the practical exam component of this level***

<i>Footwork</i>	ballestra cross over-step Fleche	
<i>Simple attack into / on</i>	an opening line an opponent's recovery an opponent's preparation	
<i>Continuity Hitting</i>	parry, riposte, remise, redouble, reprise attack, remise, redouble, reprise counter attack, remise, redouble, reprise	
<i>Successive parries</i>	sixte - counter sixte circular sixte - octave octave - sixte quarte - sixte	
<i>Prise de fer</i>	Coulé Bind	
<i>Ceding and Opposition Parries</i>	Oppose to sixte - against an attack by coulé Oppose to octave - against an attack by bind Cede to quarte - against an attack by bind	
<i>Fighting</i>	Demonstrate the ability to execute some of the actions listed above under fighting conditions	

## Level Three - EPEE

### Theory Exam

**Students Name:** \_\_\_\_\_ **Group:** \_\_\_\_\_

**Date:** \_\_\_\_\_

<i>Explain/define the following movements:</i>	successive parries	
	a reprise	
	a remise	
Explain how fencers with equal victories are promoted in the pool system		
Show the ability to correctly fill in a direct elimination sheet		
<i>What is the penalty for:</i>	leaving the piste to avoid being hit	
	not appearing at the first call of the referee at the start of the competition	
	unjustified appeal by a competitor	
	appearing on the piste with faulty equipment	
	placing/pressing the point or straightening the blade on the piste	